



Model: 9000 - ARTESIAN EXTENSION KIT

SAFETY WARNINGS

1. Follow the information on the warnings appearing on the upper bunk end structure and on the carton. Do not remove warning label from bed
2. Always use the recommended size mattress or mattress support, or both, to help prevent the likelihood of entrapment or falls.
3. Surface of mattress must be at least 5 inches (127mm) below the upper edge of guardrails.
4. Do not allow children under 6 years of age to use the upper bunk
5. Prohibit more than one person on the upper bunk
6. Periodicall, check and ensure that the guardrail, ladder, and other components are in their proper position, free from damage, and that all connectors are tight
7. Do not allow horseplay on or under the bed and prohibit jumping on the bed
8. Always use the ladder for entering and leaving the upper bunk.
9. Do not use substitute parts. Contact the manufacturer or dealer for replacement parts.
10. Use of a nightlight may provide added safety precaution for a child using the upper bunk.
11. Always use guardrail on both long sides of the upper bunk. If bunk bed will be placed next to the wall, the guardrail that runs the full length of the bed should be place against the wall to prevent entrapment between the bed and wall.
12. The use of water or sleep flotation mattresses is prohibited.
13. Keep these instruction for future reference.

STRANGULATION HAZARD

Never attach or hang items to any part of the bunk bed that are not designed for use with the bed; for example, but not limited to, hooks, belts and jump ropes.

SIZE OF MATTRESS AND FOUNDATION

Use only mattress which is 74" - 75" long and 37 1/2" - 38 1/2" wide on twin upper bunk

Use only mattress which is 74" - 75" long and 52 1/2" - 53 1/2" wide on full lower bunk

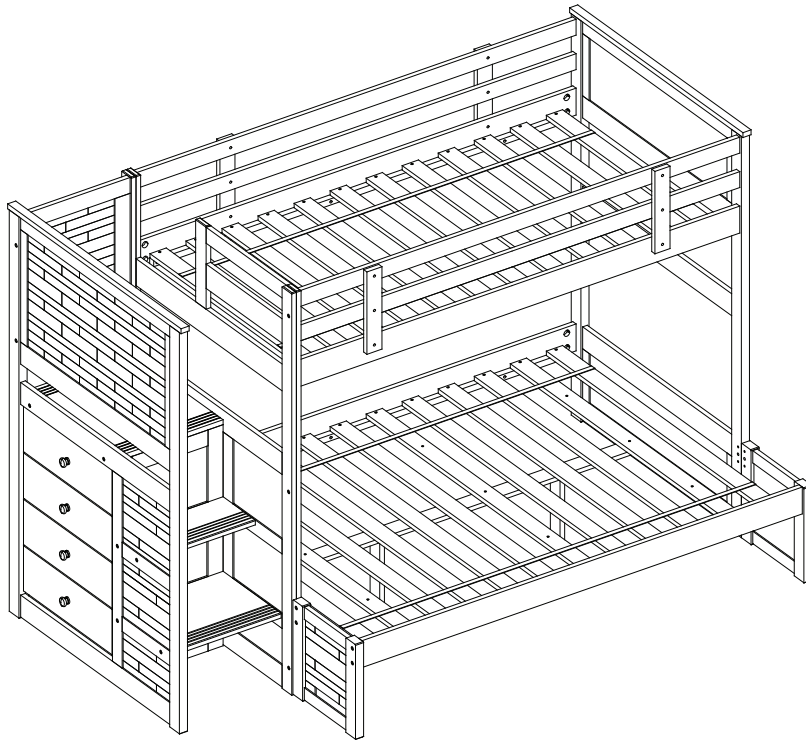
Ensure thickness of mattress and foundation combined does not exceed 8" and mattress and is at least 5" below upper edge of guardrails.

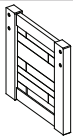
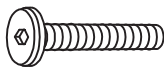


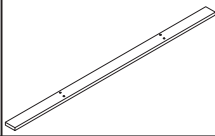


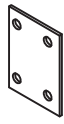


Replacement parts, maybe obtained from any Donco dealer or directly from us at the below address.

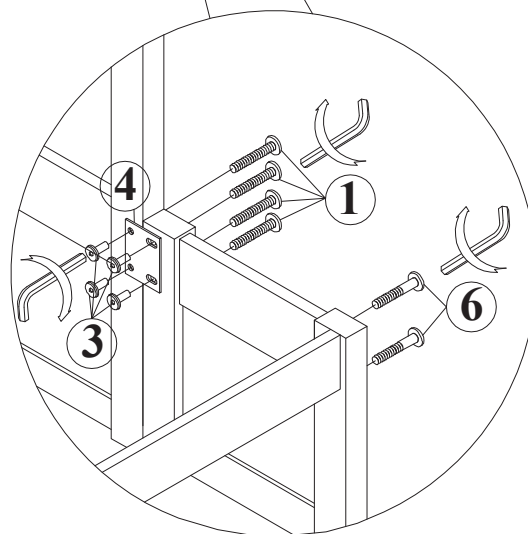
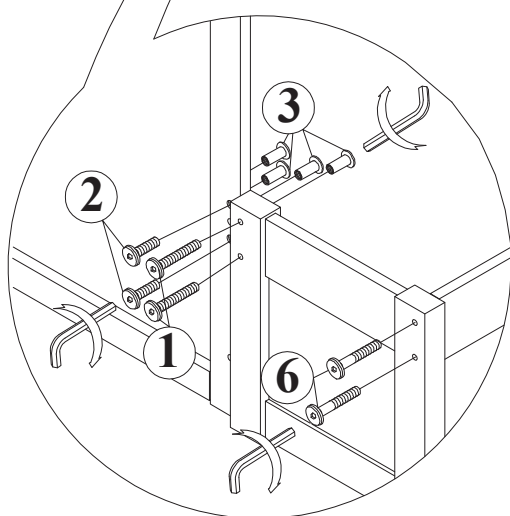
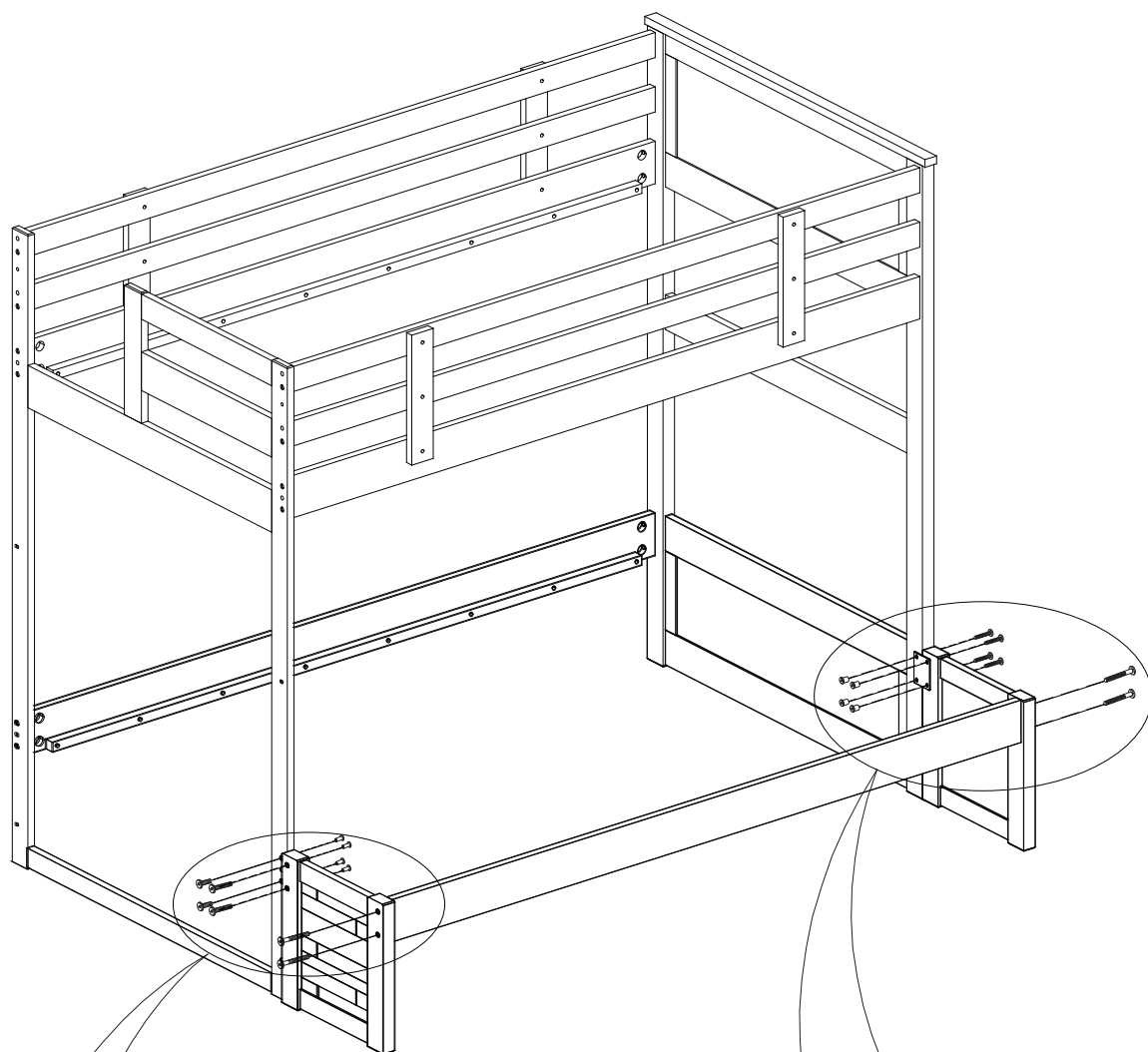
6801 Snowden Road Fort
Worth, Texas 76140

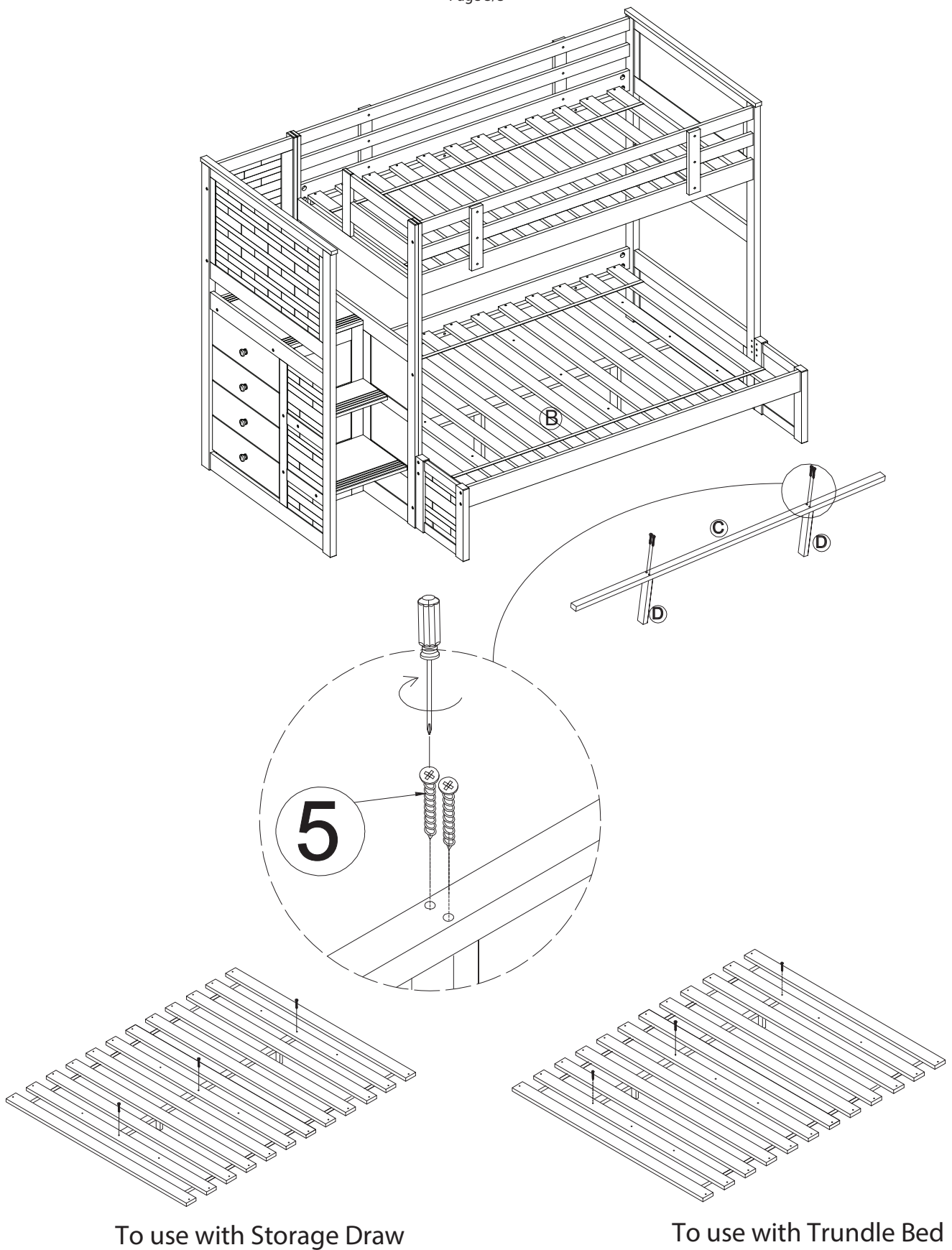
ASSEMBLY INSTRUCTIONS
Model: 9000 - ARTESIAN EXTENSION KIT

Page 1/3



No.	PART LIST		Q'ty	No.	HARDWARE LIST		Q'ty
A		HB/FB Extension	2pcs	1		Bolt Ø1/4 x 28mm	6pcs
B		Slat Roll	1set	2		Bolt Ø1/4 x 15mm	2pcs
C		Support Rail	1pc	3		Female Half Moon Ø1/4 x 15mm	8pcs
D		Support Leg	2pcs	4		Metal Plate	2pcs
				5		Screw Ø4 x 30mm	7pcs
				6		Bolt Ø1/4 x 75mm	4pcs





- Center Support Rail for Full Extension Kit has two attachment position:
1. For use with Storage Drawers (Support is in the center of the Slats).
 2. For use with a Trundle Bed (Support is toward the back end of the Slats).
 3. Either position can be used if you do not plan to use either a Trundle or Storage Drawers.