



#WL-123-3 BUNK BED

SAFETY WARNINGS

1. Follow the information on the warnings appearing on the upper bunk end structure and on the carton. Do not remove warning label from bed.
2. Always use the recommended size mattress or mattress support, or both, to help prevent the likelihood of entrapment or falls.
3. Surface of mattress must be at least 5 inches (127mm) below the upper edge of guardrails.
4. Do not allow children under 6 years of age to use the upper bunk.
5. Prohibit more than one person on the upper bunk
6. Periodicall, check and ensure that the guardrail, ladder, and other components are in their proper position, free from damage, and that all connectors are tight.
7. Do not allow horseplay on or under the bed and prohibit jumping on the bed.
8. Always use the ladder for entering and leaving the upper bunk.
9. Do not use substitute parts. Contact the manufacturer or dealer for replacement parts.
10. Use of a nightlight may provide added safety precaution for a child using the upper bunk.
11. Always use guardrail on both long sides of the upper bunk. If bunk bed will be placed next to the wall, the guardrail that runs the full length of the bed should be place against the wall to prevent entrapment between the bed and wall.
12. The use of water or sleep flotation mattresses is prohibited.
13. Keep these instruction for future reference.

STRANGULATION HAZARD - Never attach or hang items to any part of the bunk bed that are not designed for use with the bed ; for example, but not limited to, hooks, belts and jump ropes.

SIZE OF MATTRESS AND FOUNDATION

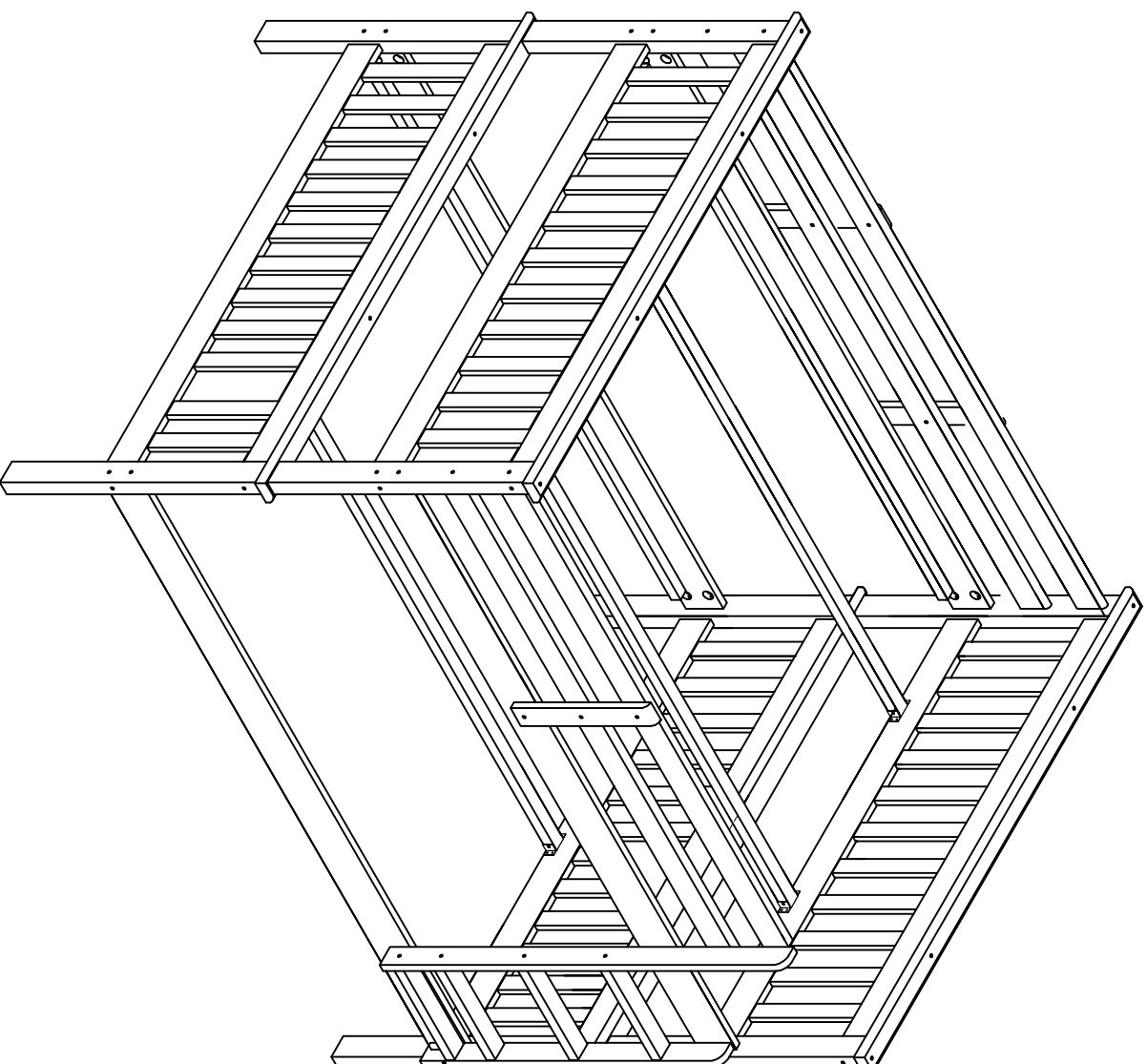
Use only mattress, foundation and deck combined which is 74-75 inches long and $37\frac{1}{2}$ - $38\frac{1}{2}$ inches wide on upper bunk

Ensure thickness of mattress and foundation combined does not exceed 9 inches and mattress and is at least 5 inches below upper edge of guardrails.

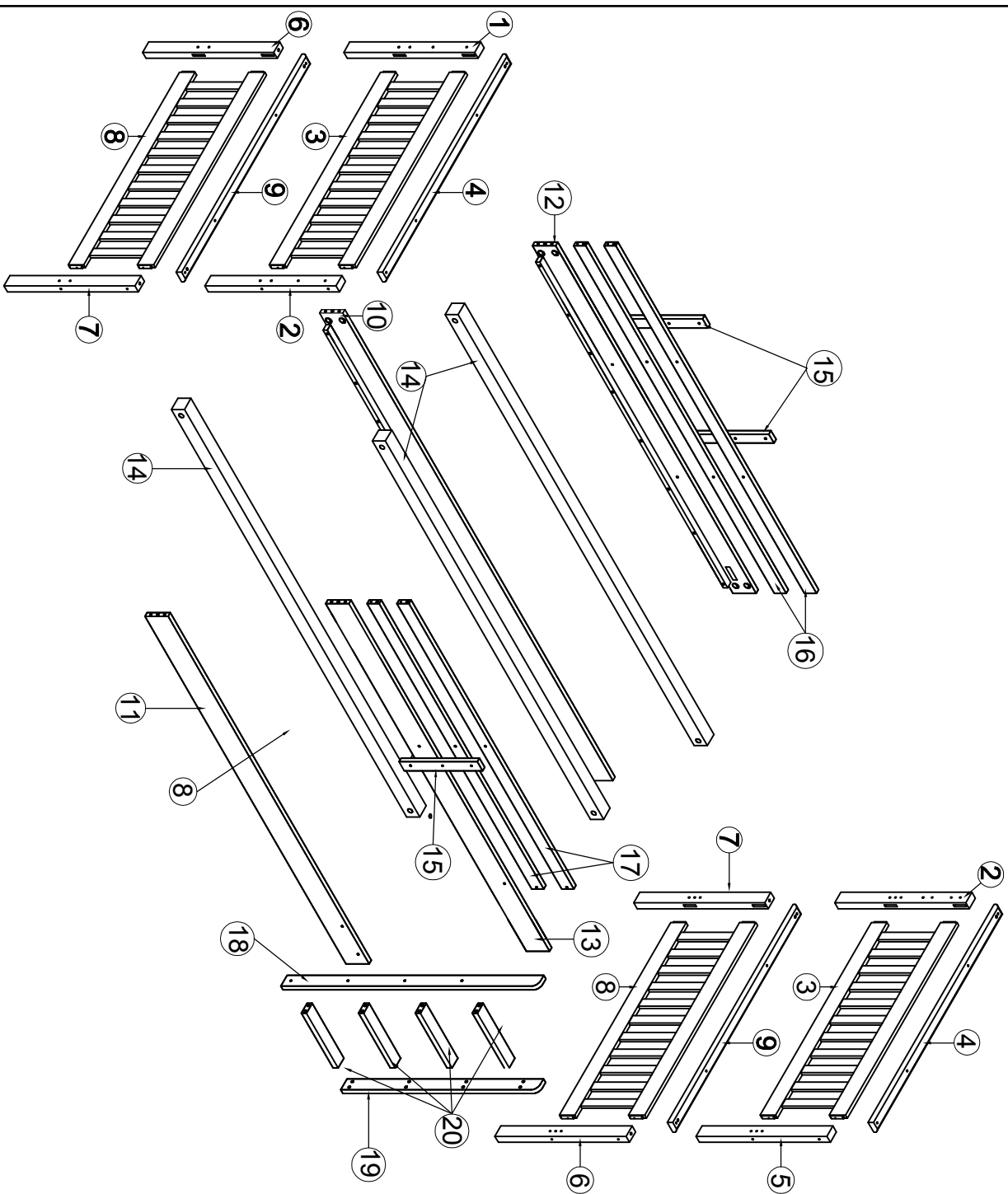
Replacement parts, may be obtained from any Donco dealer or directly from us at the below address.

**6801 Snowden Road Fort
Worth, Texas 76140**


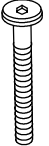








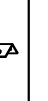

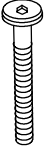





ASSEMBLY INSTRUCTIONS - BUNK BED



ASSEMBLY INSTRUCTIONS - BUNK BED

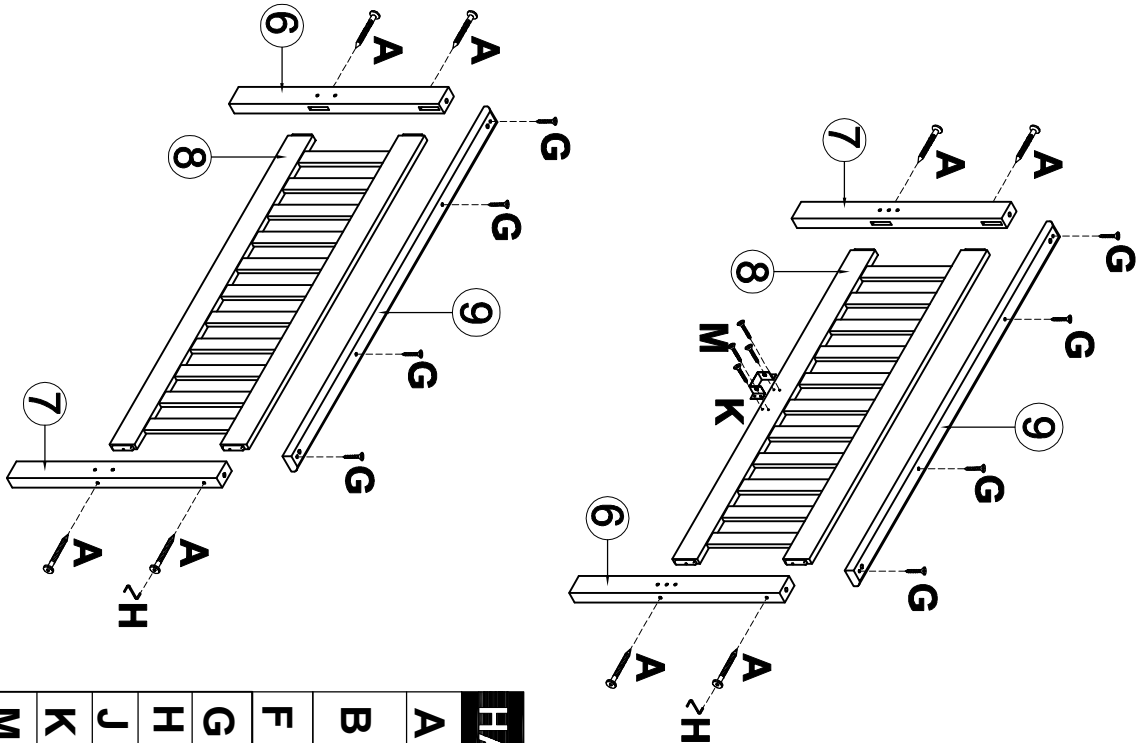


COMPLETE HARDWARE LIST

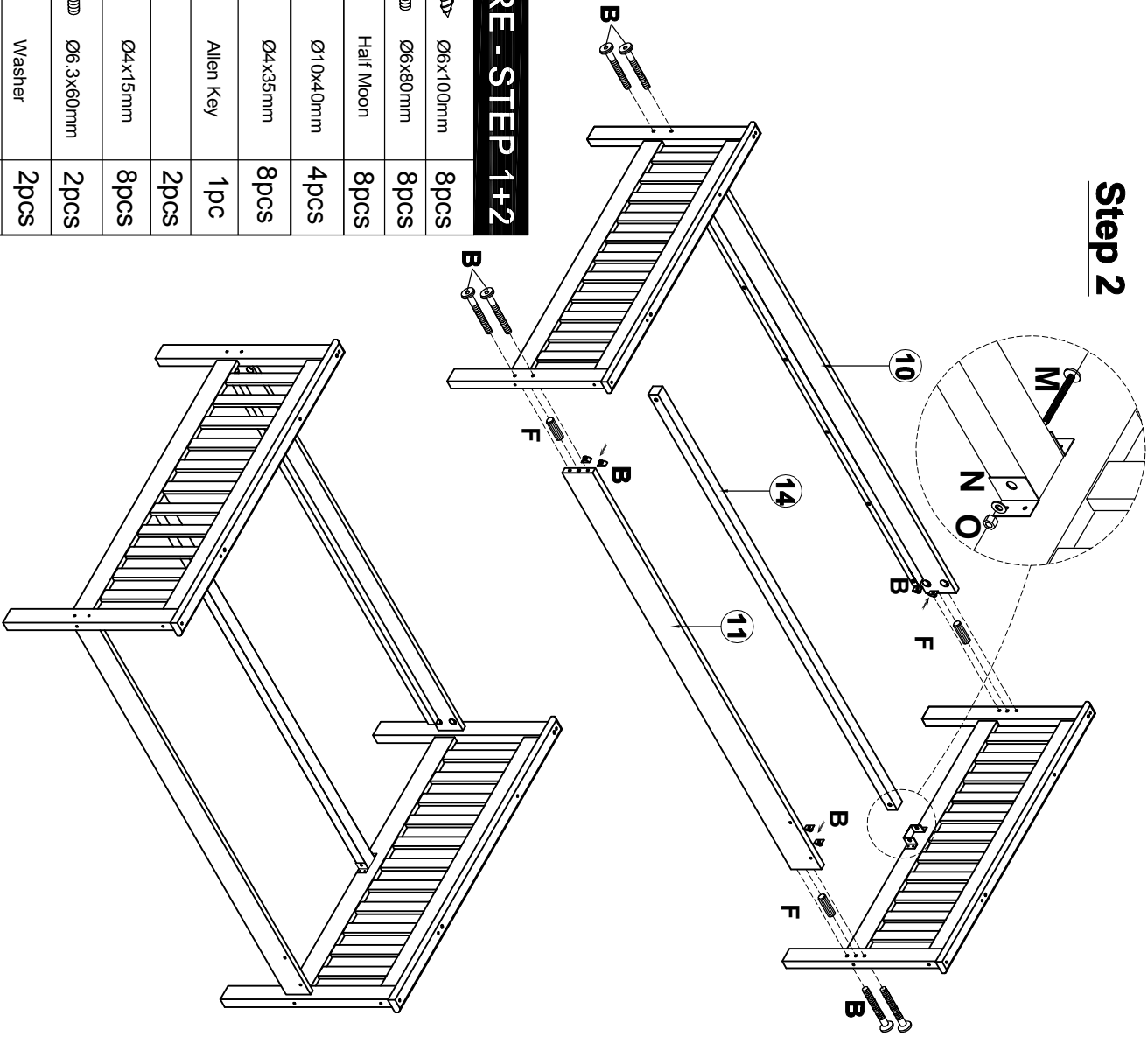
A		Ø6x100mm	16pcs
		Ø6x80mm	16pcs
B		Half Moon	16pcs
		Ø6x50mm	8pcs
C		Ø6x50mm	6pcs
D		Ø12x110mm	4pcs
E		Ø10x40	30pcs
F		Ø4x35mm	16pcs
G		Allen Key	1pc
H		Ø6x35mm	15pcs
		Female Half Moon 6.3mmx15	9pcs
I		Ø4x15mm	24pcs
J		Ø6x60mm	6pcs
K		Ø6x60mm	6pcs
L		Ø6x60mm	6pcs
M		Ø6x60mm	6pcs
N		Ø6x60mm	6pcs
O		Ø6x60mm	6pcs

ASSEMBLY INSTRUCTIONS - BUNK BED












Step 1



Step 2

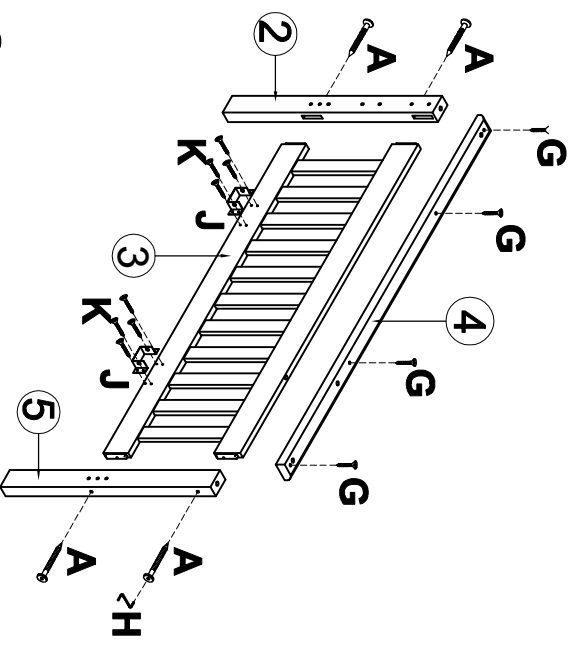


HARDWARE - STEP 1+2

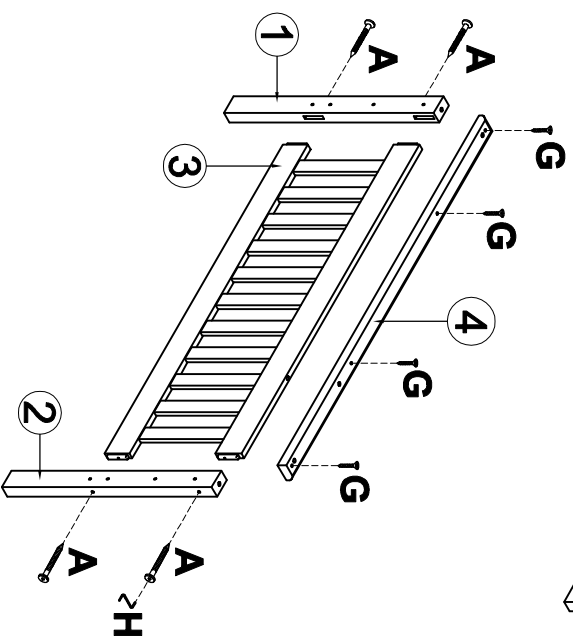
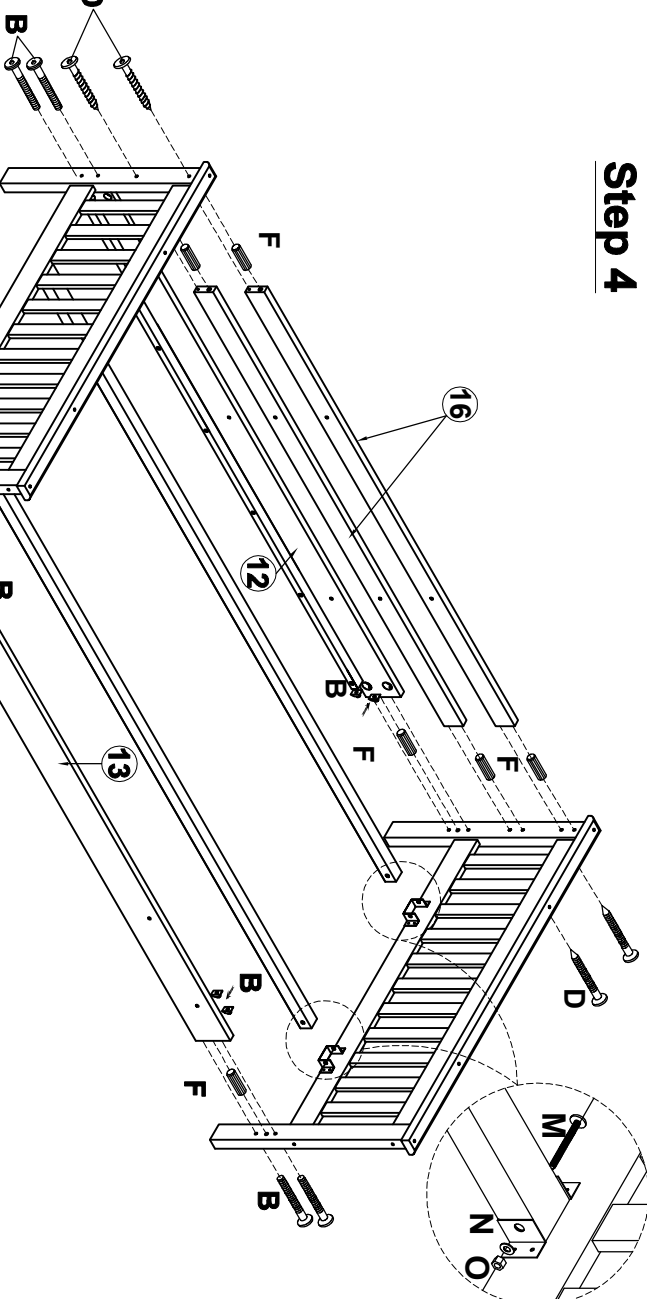
A		Ø6x100mm	8pcs
B		Ø6x80mm	8pcs
		Half Moon	8pcs
F		Ø10x40mm	4pcs
G		Ø4x35mm	8pcs
H		Allen Key	1pc
J		Ø4x15mm	2pcs
K		Ø4x15mm	8pcs
M		Ø6.3x60mm	2pcs
N		Washer	2pcs
O		Nut	2pcs














ASSEMBLY INSTRUCTIONS - BUNK BED

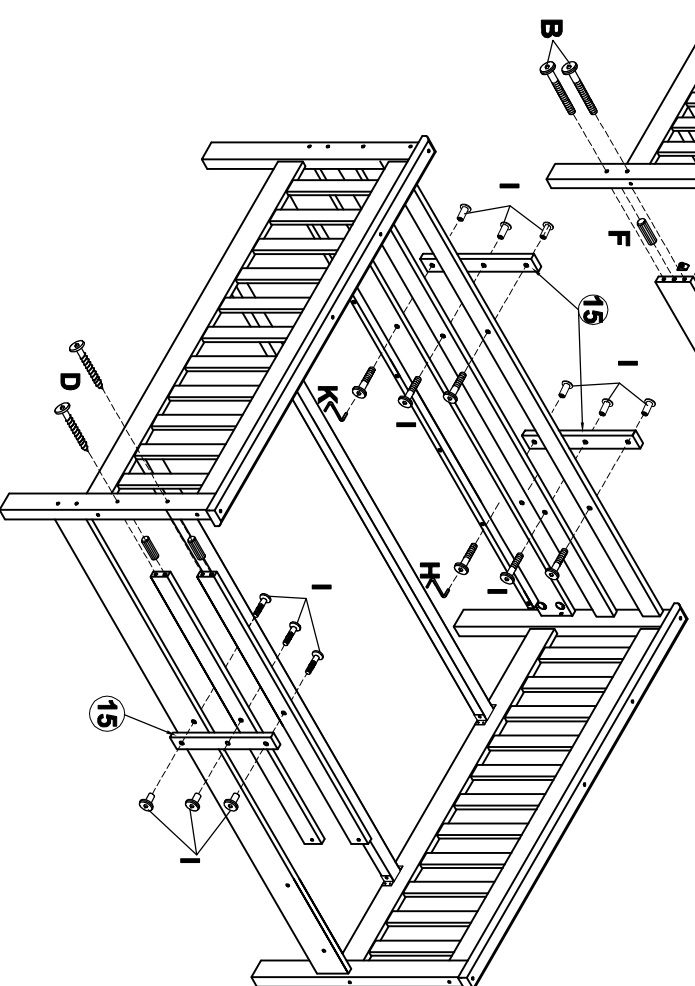
Step 3



Step 4

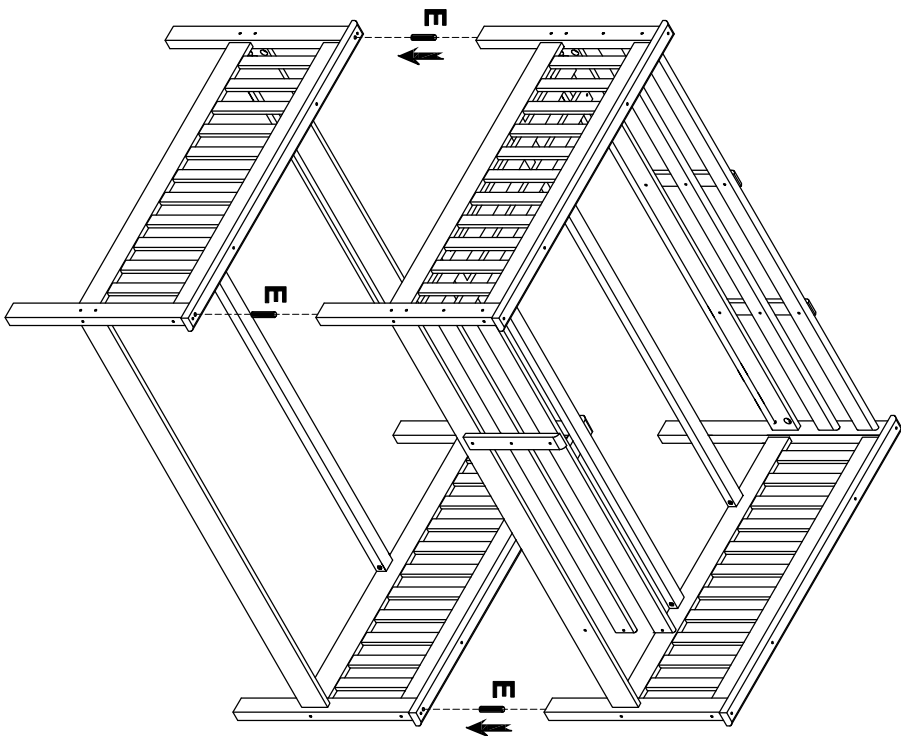


HARDWARE - STEP 3+4			
A		8pcs	8pcs
B		8pcs	8pcs
		8pcs	8pcs
F		14pcs	14pcs
G		8pcs	8pcs
H		1pc	1pc
I		9pcs	9pcs
		9pcs	9pcs
J		4pcs	4pcs
K		16pcs	16pcs
M		4pcs	4pcs
N		4pcs	4pcs
O		4pcs	4pcs

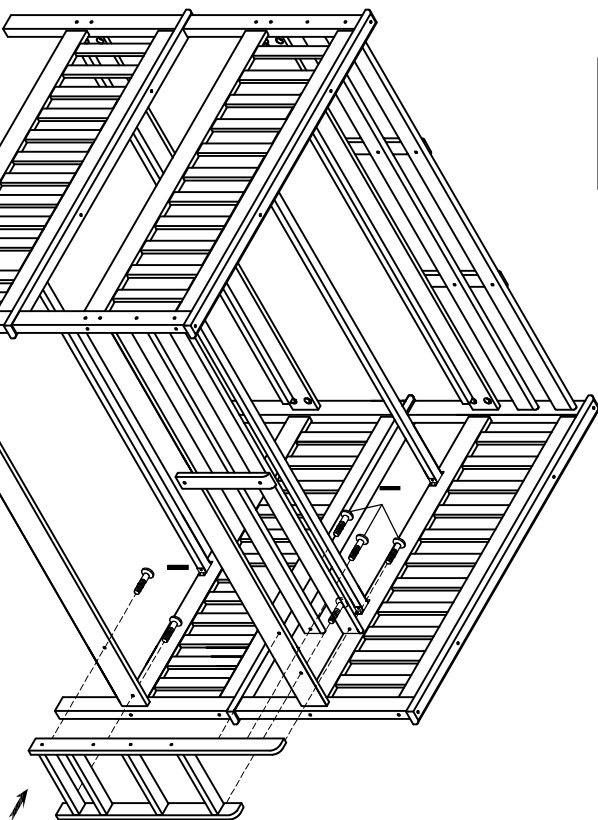


ASSEMBLY INSTRUCTIONS - BUNK BED






Step 5

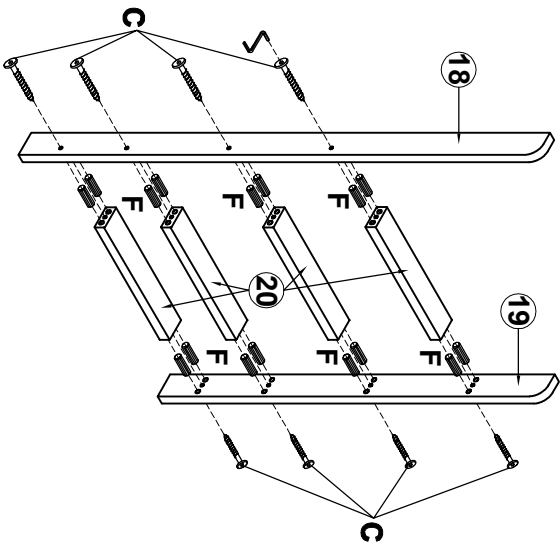


Step 6

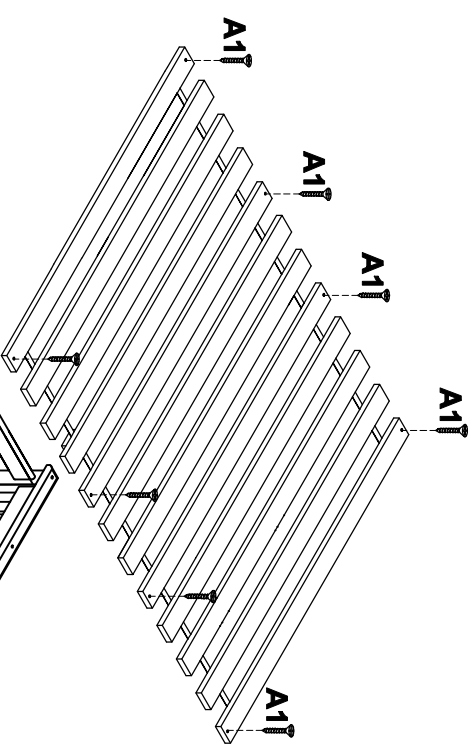
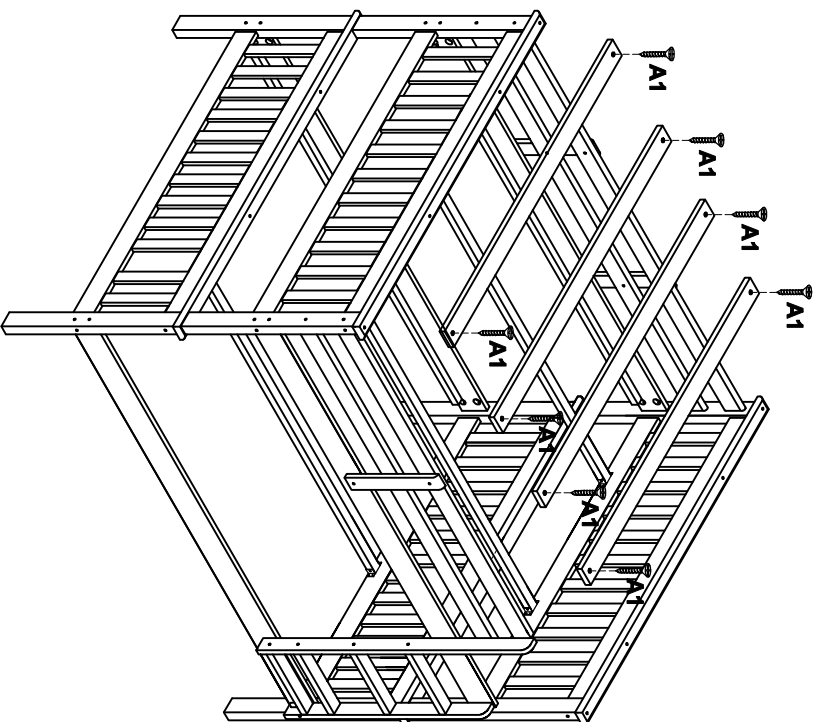


HA-DWA - E - STEP 5+6

C		Ø6x50mm	8pcs
E		Ø12x110mm Wood dowel	4pcs
F		Ø10x40mm	16pcs
H		Allen Key	1pc
I		Ø6x35mm	6pcs



ASSEMBLY INSTRUCTIONS - BUNK BED



Important : Assembly Instructions for 8 or 24 slat options are located in slat box

HA-DWA-E-STEP 7+:

A1



Ø4x25mm

16pcs