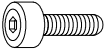







ASSEMBLY INSTRUCTION

Model: 2611AFWG / 2611BFWG / 2611CFWG - FULL BED

Hardware List

A		Bolt M8*20	8pcs
B		Allen key 6	1pc
C		Screw Ø4*30	24pcs
D		Bolt Ø1/4"*30mm	4pcs
E		Allen key 4	1pc



FINISH

